






ZINBRYTA REMS (Risk Evaluation and Mitigation Strategy) Program Prescriber Knowledge Assessment

To become a certified prescriber in the ZINBRYTA REMS Program, you must complete this ZINBRYTA REMS Program Prescriber Knowledge Assessment and the ZINBRYTA REMS Program Prescriber Enrollment Form. You need to answer ALL 7 questions correctly to become certified.

1. Review the following materials:
 - ZINBRYTA Prescribing Information
 - ZINBRYTA REMS Program Overview
 - ZINBRYTA REMS Program Prescriber Training
2. Complete all 7 questions and print your name and National Provider Identifier (NPI).
3. Submit your completed ZINBRYTA REMS Program Prescriber Knowledge Assessment and the ZINBRYTA REMS Program Prescriber Enrollment Form to the ZINBRYTA REMS Program via online, using the ZINBRYTA Program Portal, fax, or mail:
 -  **Online:** www.zinbrytarems.com
 -  **Fax:** 1-855-474-3067
 -  **Mail:** 5000 Davis Drive, PO Box 13919, Research Triangle Park, NC 27709

If completed via fax or mail, you will be notified by the ZINBRYTA REMS Program on the status of your certification within 2 business days upon receipt. When contacted, you will receive either:

- Confirmation of your certification in the ZINBRYTA REMS Program
- OR
- Instructions on how to retake the ZINBRYTA REMS Program Prescriber Knowledge Assessment, if necessary





ZINBRYTA REMS Program Prescriber Knowledge Assessment

Questions 1-7

Select the one best answer.

QUESTION 1 (Check One)

Before starting each patient on ZINBRYTA, I should:

- Counsel them about the risks associated with ZINBRYTA and the need for baseline and monthly liver testing before the next dose, and provide the ZINBRYTA REMS Program Patient Guide and ZINBRYTA REMS Program Patient Wallet Card
- Order and evaluate baseline liver testing before each patient's first dose
- Complete the ZINBRYTA REMS Program Patient Enrollment Form
- All of the above

QUESTION 2

In order to receive ZINBRYTA, patients must enroll in the ZINBRYTA REMS Program and comply with ongoing monitoring requirements.

- True
- False

QUESTION 3

ZINBRYTA treatment initiation is not recommended in patients with pre-existing hepatic disease or hepatic impairment, including patients with ALT or AST >2 times the upper limit of normal.

- True
- False

QUESTION 4 (Check One)

I should monitor and evaluate my patient's liver testing:

- Only at baseline before the first dose
- At baseline before the first dose and every 3 months before the next dose
- At baseline before the first dose and every 6 months before the next dose
- At baseline before the first dose, monthly before the next dose during ZINBRYTA treatment, and for 6 months after discontinuation

QUESTION 5

I should submit a completed ZINBRYTA REMS Program Patient Status Form for each patient every 90 days during treatment and every 90 days for 6 months after discontinuation.

- True
- False

QUESTION 6

The most common immune-mediated reactions seen with ZINBRYTA treatment are skin reactions and lymphadenopathy.

- True
- False

QUESTION 7 (Check One)

Treatment should be interrupted for the following lab values:

- If ALT or AST is >5 times the ULN
- Total bilirubin is >2 times the ULN
- ALT or AST is ≥ 3 but <5 times the ULN and total bilirubin is >1.5 but <2 times the ULN
- All of the above

Please print your name and NPI number so we can associate your responses with your ZINBRYTA REMS Program certification.

Prescriber Name

Prescriber NPI Number

 **Zinbryta**[®]
(daclizumab)
150 mg Subcutaneous Injection